

## WHAT'S NEW: UPDATE DETAILS

These updates are designed to enhance your CDR FOODLAB® experience, making it more user-friendly, efficient, and visually appealing.

Proceed to **upgrade instrument** to the latest software version by connecting the instrument to the PC and you will get:

### 1 **New Graphic Design:** brace yourself for a visual revolution!

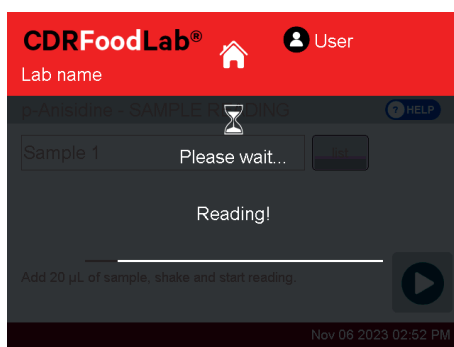
We've unveiled a smart and intuitive new graphic design that's in sync with the entire new CDR FOODLAB® product line. It's not just a new look, it introduces a new phase of user-friendly visual design.

#### New Graphic Design

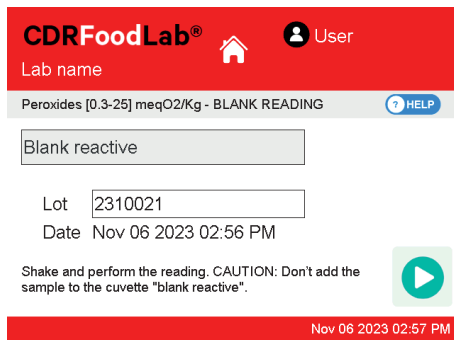


### 2 **Progress Bar for Reading:** introducing a progress bar during the reading phase.


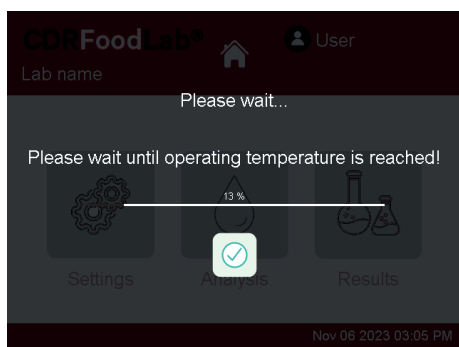
Now, you can keep track of the remaining time with a visually informative progress bar on the end-of-reading popup. It's all about making your analysis experience more transparent and efficient.



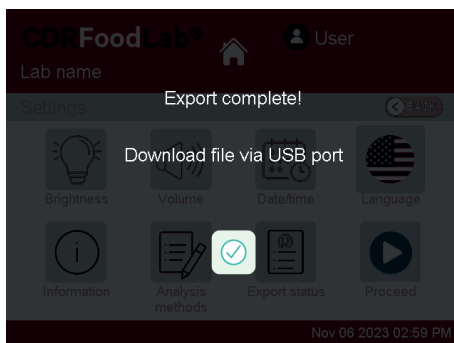
- 3 **Blank reactive reading - Peroxide Test:** you can now easily input and access the lot and date of the blank reactive reading acquirement. Keeping track of important data.



- 4 **Menu access during heating:** you can now access the settings and results menu even while your instrument is in the heating phase.



- 5 **Unified diagnostic File Export:** say goodbye to file clutter!  
We've streamlined the diagnostic files into a single, unified file for your convenience.



**Attention:** the graphics update won't be applied to type "222" analyzers with serial numbers from 0 to 655.  
**Let's connect the analyser to pc and update it.**